

User Manual

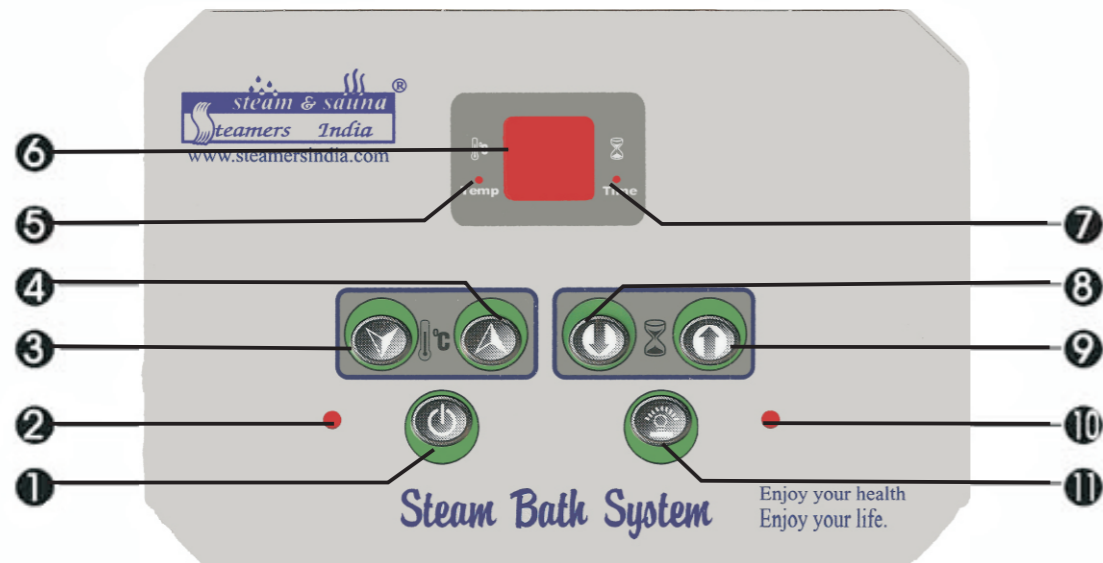


Model F-65

Operation Instruction

GS04 series generators have been employed advanced MCU control system technology, offering controls for system operation time, steam temperature and mood light.



CONTROL PANEL



- | | |
|--|---------------------------------|
| ① Power ON/OFF | ⑦ Time Indicator LED |
| ② Power Indicator LED | ⑧ Steam Time Adjust Key -- LOW |
| ③ Steam Temperature Adjust Key -- LOW | ⑨ Steam Time Adjust Key -- HIGH |
| ④ Steam Temperature Adjust Key -- HIGH | ⑩ Mood Light Indicator LED |
| ⑤ Temperature Indicator LED | ⑪ Mood Light |
| ⑥ LED Screen | |

1. Power ON/OFF

NOTE: Be sure water supply keeps on delivering when generator is on operation.

When unit is powered on, power indicator LED should be lit. Press and release  button to activate system. All function buttons are in operation phase. Meanwhile, power indicator LED goes out. LED screens display ambient temperature. Shut down unit, press  button again. System carries out cleaning cycle automatically, draining out water in generator water tank.



User Manual

NOTE: A flashing LED after switching the unit on, indicates low water. The system will automatically fill the water tank. The heating elements will only come on when the required water level is reached.



2. Mood Light

When the system is activated, press and release  button to turn on the mood light. The LED indicator on the right of the button should be lit. Press and release  button again to switch the mood light off.


3. Steam Time Setting

Use  and  buttons to set desired steam time once the system is activated. The LED screen shows the pre-set steam time and the LED indicator in the TIME display comes on. The steam time can be set from 1~99 minutes. The system automatically shuts down the power supply to the heating elements once the set steam time has lapsed.

4. Steam Temperature Setting

Use  and  buttons to set desired steam temperature once the system is activated. The screen shows the pre-set steam temperature, the LED indicator in the TEMP flashes. (If the LED screen is displaying ambient temperature, the LED indicator should be lit but would not flash.) Steam temperature is available from 25°C~68°C. When the ambient temperature is higher than pre-set temperature, the system shuts down power supply to heating elements automatically. The temperature readings on the LED screen will flash until the ambient temperature gets lower than the pre-set temperature.

5. Cleaning Cycle

There are two ways to carry out a cleaning cycle for f-65 series steam generator.
Method 1: 10 minutes after each steam bath, the system carries out cleaning cycle for 5 minutes.
Method 2: Press  button and hold for 3 seconds, when system is deactivated, system carries out cleaning cycle at once and lasts 5 minutes.

⚠ CAUTION:

1. Please consult your physician before use. If you are pregnant, elderly, suffer from high blood pressure, diabetes, heart disease or are intoxicated, or generally not in good health, do not use this steam bath.
2. Children must be accompanied by adults when using this steam bath.
3. Steam is hot! Sever burn will occur if you come in direct contact with the steam head or the steam emitting from the steam head.